

Product information

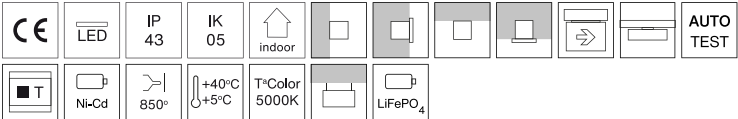
Index	13.5503.9311.63
Category	Exit signage
Family	Brick L Banner

Light and electrical features

Light source	LED
Self-test	Yes
Colour temperature [K]	5000
Operating temperature	5°C to 40°C
Voltage	220...240V, 50...60 Hz
Degree of insulation	Class 2
Glow wire test	850°C
Lifetime of LED sources [h]	50000
Type	Signage
Real luminous flux [lm]	600
Real power of luminaire [W]	6.28

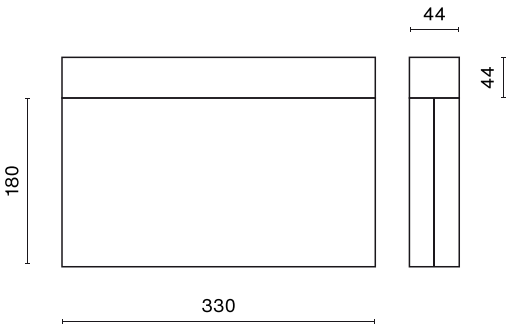
Mechanical features

Material	Polycarbonate
Ingress protection degree (IP)	43
Impact protection (IK)	5
Installation	ceiling surface
Colour	white RAL 9003
Dimensions A x B x H [mm]	225 x 332 x 45
Weight [kg]	0.63



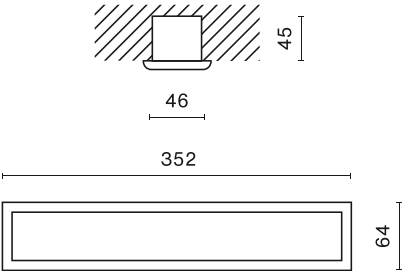
Within the Brick family, the Brick L version allows to increase the output range up to 600 lumens, preserving all the benefits; with a longer length, but respecting the rest of the measures of the model. This greater length allows the use of signaling banners of up to 32mts according to UNE-EN1838.

Consult us for custom made versions.

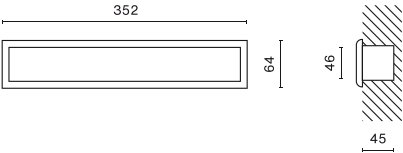


Accessories

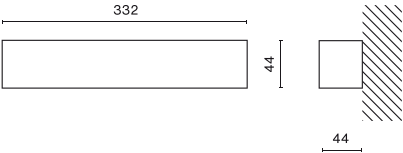
Index: 13.5503.0001.00
Name: BRICK L 3-phase track adapter



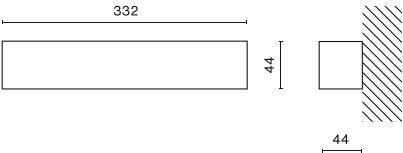
Index: 13.5503.0002.00
Name: BRICK L Device for ceiling flush mounting . Cutout dimensions 340 x 50 mm



Index: 13.5503.0003.00
Name: BRICK L Device for wall flush mounting



Index: 13.5503.0010.00
Name: BRICK L Device for surface-mounted on wall



Index: 13.5503.0011.00
Name: BRICK L Device for surface-mounted on wall silver grey