

Product information

Index	13.5503.3201.63
Category	Selfcontained luminaires
Family	Brick L

Light and electrical features

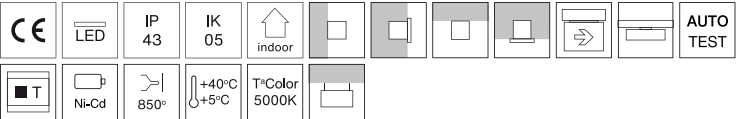

Light source	LED
Self-test	Yes
Colour temperature [K]	5000
Operating temperature	5°C to 40°C
Voltage	220...240V, 50...60 Hz
Degree of insulation	Class 2
Visual indications (LED colour)	Green
Glow wire test	850°C
Type	Maintained
Lifetime of LED sources [h]	50000
Real luminous flux [lm]	300
Number of LEDs	8
Real power of luminaire [W]	7.29

Battery

Battery type	Ni-Cd
Capacity	1,6Ah
Autonomy [h]	2
Battery voltage	4,8V


Mechanical features

Installation	wall surface
Material	Polycarbonate
Colour	opal
Ingress protection degree (IP)	43
Impact protection (IK)	5
Dimensions A x B x H [mm]	45 x 332 x 45
Weight [kg]	0.375



Within the Brick family, the Brick L version allows to increase the output range up to 600 lumens, preserving all the benefits; with a longer length, but respecting the rest of the measures of the model. The Brick L version is the best solution for signaling evacuation routes.

Consult us for custom made versions.

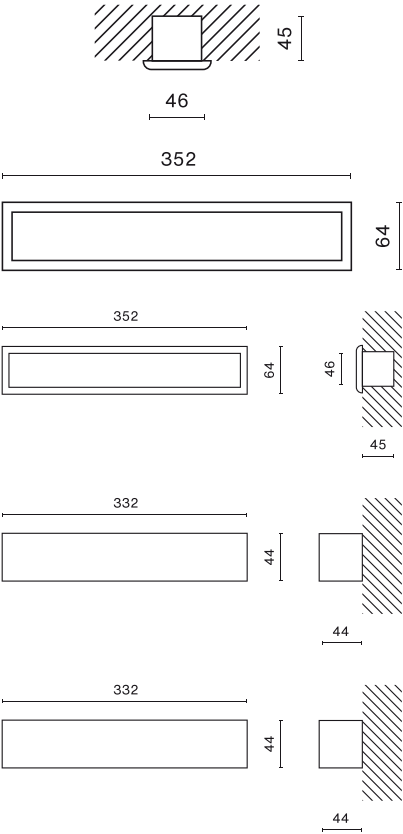


Light distribution



Accessories

**Index:** 13.5503.0001.00  
**Name:** BRICK L 3-phase track adapter



**Index:** 13.5503.0002.00  
**Name:** BRICK L Device for ceiling flush mounting . Cutout dimensions 340 x 50 mm

**Index:** 13.5503.0003.00  
**Name:** BRICK L Device for wall flush mounting

**Index:** 13.5503.0010.00  
**Name:** BRICK L Device for surface-mounted on wall

**Index:** 13.5503.0011.00  
**Name:** BRICK L Device for surface-mounted on wall silver grey