

Product information

|          |                          |
|----------|--------------------------|
| Index    | 13.5508.4000.63          |
| EAN      | 8431956203511            |
| Category | Selfcontained luminaires |
| Family   | Evolution                |

Light and electrical features

|                                 |                        |
|---------------------------------|------------------------|
| Self-test                       | No                     |
| Light source                    | LED                    |
| Type                            | Non maintained         |
| Colour temperature [K]          | 5000                   |
| Operating temperature           | 5°C to 40°C            |
| Voltage                         | 220...240V, 50...60 Hz |
| Degree of insulation            | Class 2                |
| Visual indications (LED colour) | Green                  |
| Glow wire test                  | 850°C                  |
| Lifetime of LED sources [h]     | 50000                  |
| Real luminous flux [lm]         | 200                    |
| Number of LEDs                  | 6                      |
| Real power of luminaire [W]     | 0.67                   |

Battery

|                 |       |
|-----------------|-------|
| Autonomy [h]    | 1     |
| Battery type    | Ni-Cd |
| Battery voltage | 2,4V  |
| Capacity        | 1,5Ah |

Mechanical features

|                                |                |
|--------------------------------|----------------|
| Installation                   | wall surface   |
| Material                       | Polycarbonate  |
| Colour                         | white RAL 9003 |
| Ingress protection degree (IP) | 44             |
| Impact protection (IK)         | 4              |
| Dimensions A x B x H [mm]      | 90 x 254 x 50  |
| Weight [kg]                    | 0.366          |



Developed as an evolution of our basic range of self-contained emergency luminaires, Evolution is ideal for installation both on the surface and recessed, respecting any architectural environment.

Consult us for custom made versions.



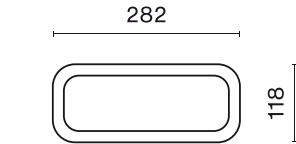
Light distribution



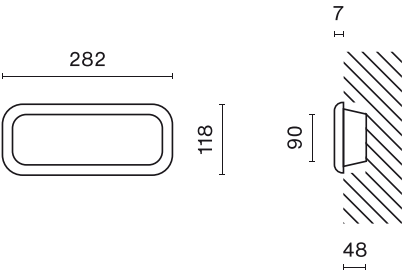
Accessories



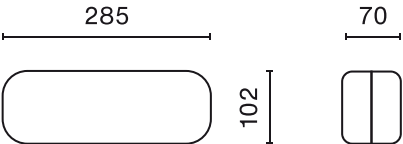
**Index:** 13.5508.0002.00  
**Name:** EVO Device for ceiling flush mounting. Cutout dimensions as per template provided




**Index:** 13.5508.0003.00  
**Name:** EVO Device for wall flush mounting




**Index:** 13.5508.0004.00  
**Name:** EVO Additional frame Evolution dimensions 178x400mm



**Index:** 13.5508.0005.00  
**Name:** EVO "Right/left ARROW" sign. Self-adhesive sign dimensions 226 x 110 mm



**Index:** 13.5508.0006.00  
**Name:** EVO "Down ARROW" sign. Self-adhesive sign dimensions 226 x 110 mm






**Index:** 13.5508.0007.00  
**Name:** EVO "DOOR on right" sign. Self-adhesive sign dimensions 226 x 110 mm



**Index:** 13.5508.0008.00  
**Name:** EVO "DOOR on left" sign. Self-adhesive sign dimensions 226 x 110 mm

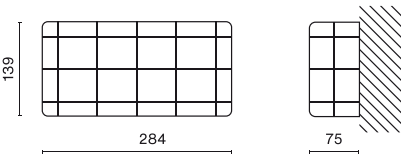


**Index:** 13.5508.0009.00  
**Name:** EVO "EXIT on right" sign. Self-adhesive sign dimensions 226 x 110 mm



**Index:** 13.5508.0011.00  
**Name:** EVO "EXIT down" sign. Self-adhesive sign dimensions 226 x 110 mm

**Index:** 13.5508.0012.00  
**Name:** EVO Exit Signage for Evolution series. Vision distance of 22m according to UNE-EN1838



**Index:** 13.5508.0001.00  
**Name:** Anti-vandal device IK10